

By virtue of operating the countertop industry's only all-inclusive digital fabrication workstation in tandem with the latest digital templating equipment available, CounterEdge is able to manage projects more efficiently and effectively than the next shop, contributing to an overall reduction in company overhead, human error, environmental impact, and—most importantly to our clients—cost.

The key factors that separate US from THEM, equating to a lower bottom line for YOU, include:

- ◀ Fewer fabrication stations (and associated man hours) for your slab(s) to pass through en route to completion, resulting in untold energy conservation and savings
- ◀ Digital templating system consistently delivers pinpoint accuracy to the fabrication workstation for exacting craftsmanship, eliminating the need for costly construction and disposal of traditional plywood templates
- ◀ Industrial grade digital camera system captures and reproduces a true color image of customer slabs for 3D rendering and on-screen viewing of complete project, avoiding the risk and man hours involved with having to move material for physical inspection, layout, and approval
- ◀ Water treatment equipment ensures all water used for fabrication is captured and reused, significantly reducing the consumption and cost of city resources

As proud operators of a fully digitized shop, we make every effort to be as paperless as possible on the office side as well. By supplying clients with digital files of all kinds (i.e. estimates, approval forms, invoices, etc.), we are able to dramatically lower our paper output and need for filing and recycling in the process.

In addition, CounterEdge's **ECO**llection of sustainable surface solutions offers our most eco-minded clients the largest selection of natural and engineered stone alternatives in the industry, helping them support a healthy environment— in and out of the home.



DATE:
CUSTOMER NAME:
JOB ADDRESS:
CITY/ STATE/ ZIP:
PHONE NUMBER:
FAX NUMBER:
EMAIL:

In order to provide you with the most accurate EDGE-STIMATE possible, please fill in the following details before submitting plans for pricing. (If you already have an existing set of plans, make sure to fax/email them along with this completed "snapshot" section.):

Would you like us to remove and dispose of your existing counters in an environmentally and socially responsible way?:

YES     NO

On which floor is the job located?: \_\_\_\_\_  
Is it elevator-accessible?

YES     NO

What type of material would you like to specify for your project?:

---



---

Standard edge detail is *Eased* and included in pricing. Alternate edges (see provided profiles) are available at an additional cost. Please indicate which edge you would like to specify:

EASED     OTHER \_\_\_\_\_

Standard backsplash of 4" is added everywhere there is a wall (W). (Please stipulate if you are using tile for this area, and if no slab backsplash is needed.)

---




---



---

Please indicate whether your stove is a standard range or cooktop:

RANGE     COOKTOP



Please Note: Joints/seams are located everywhere there is an inside corner. A CounterEdge surface specialist will review with client upon slab approval.



DATE: 06/21/10  
 CUSTOMER NAME: Jane Doe  
 JOB ADDRESS: 12 Any Street  
 CITY/ STATE/ ZIP: Anytown, MA 01234  
 PHONE NUMBER: 555-123-4567  
 FAX NUMBER: 555-123-4568  
 EMAIL: jdoe@anydomain.com

In order to provide you with the most accurate EDGE-STIMATE possible, please fill in the following details before submitting plans for pricing. (If you already have an existing set of plans, make sure to fax/email them along with this completed "snapshot" section.):

Would you like us to remove and dispose of your existing counters in an environmentally and socially responsible way?:

YES     NO

On which floor is the job located?: 2  
 Is it elevator-accessible?

YES     NO

What type of material would you like to specify for your project?:

Granite - Absolute Black

Standard edge detail is Eased and included in pricing. Alternate edges (see provided profiles) are available at an additional cost. Please indicate which edge you would like to specify:

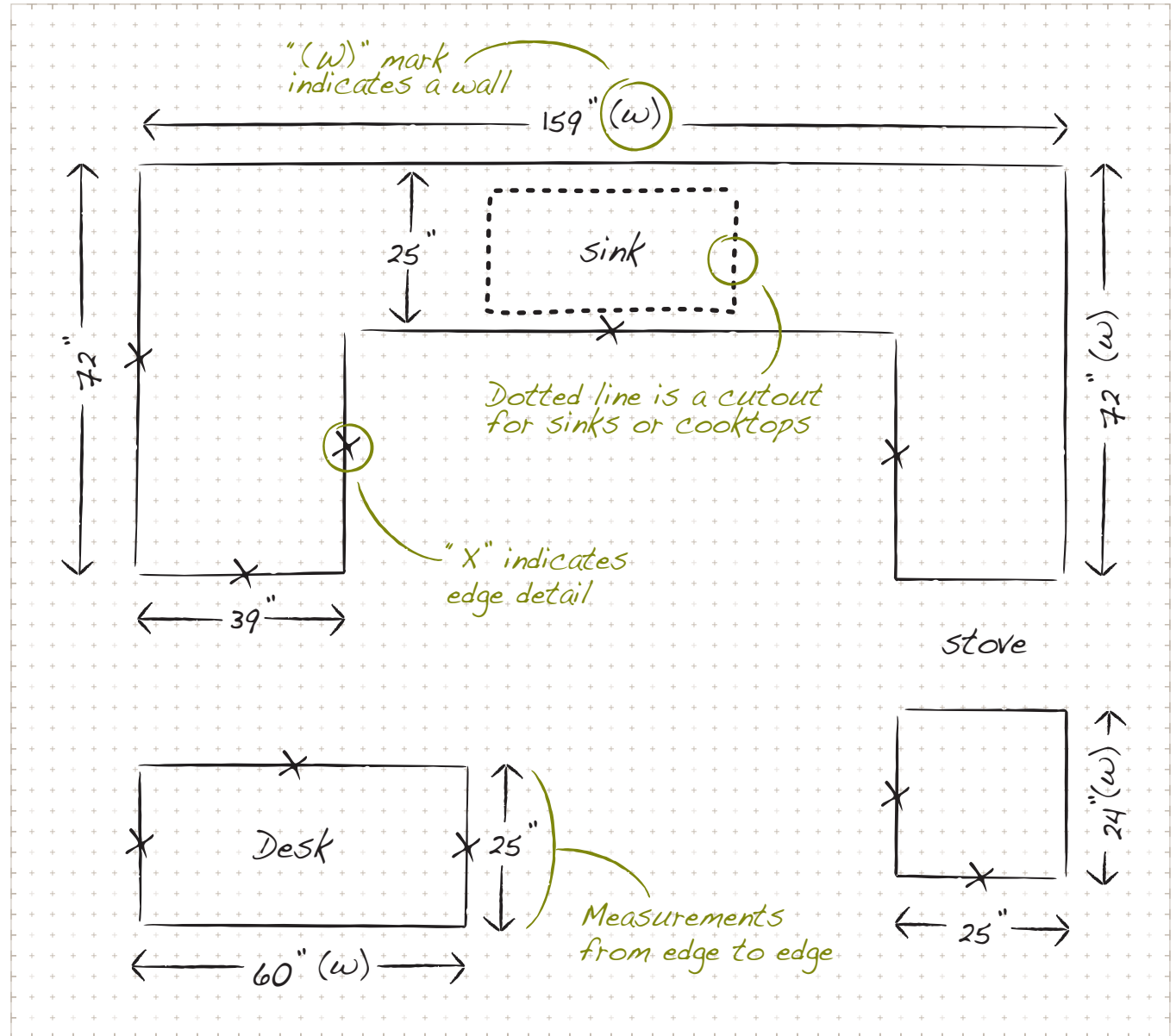
EASED     OTHER 1/4" Radius

Standard backsplash of 4" is added everywhere there is a wall (W). (Please stipulate if you are using tile for this area, and if no slab backsplash is needed.)

Full height backsplash (18")

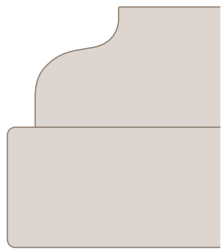
Please indicate whether your stove is a standard range or cooktop:

RANGE     COOKTOP



Please Note: Joints/seams are located everywhere there is an inside corner. A CounterEdge surface specialist will review with client upon slab approval.

CounterEdge offers an array of edge detail options for your countertops. Select the profile that best suits the character of your space, or choose a laminated solution to make an even bolder statement.



**LAMINATED**

Laminated edges are created by joining two or more pieces of material. Any combination of our edges can be fabricated and built up to produce a very unique custom finish.

 EASED	 ¼" RADIUS	 THUMBNAIL BULLNOSE	 ¼" RADIUS TOP & BOTTOM
 HALF BULLNOSE	 FULL BULLNOSE	 ¼" BEVEL	 ¼" BEVEL TOP & BOTTOM
 OGEE	 DUPONT	 COVE	

\*Edge profiles not to scale